



Location: CMA1b - Oil Street Site Office

Report on 24-hour TSP monitoring

Action Level ($\mu\text{g}/\text{m}^3$) - 176.7

Limit Level ($\mu\text{g}/\text{m}^3$) - 260

Date	Sampling Time	Weather Condition	Filter paper no.	Filter Weight, g		Elapse Time, hr		Sampling Time, hr	Flow Rate, m^3/min			Total Volume, m^3	TSP Level, $\mu\text{g}/\text{m}^3$
				Initial	Final	Initial	Final		Initial, Q_{si}	Final, Q_{sf}	Average		
1-Dec-16	8:00	Fine	18196	2.6735	2.9410	9132.67	9156.67	24.00	1.29	1.29	1.29	1855	144.2
7-Dec-16	8:00	Cloudy	17497	2.8101	3.1029	9159.68	9183.68	24.00	1.29	1.29	1.29	1854	157.9
13-Dec-16	8:00	Cloudy	18156	2.6620	2.8123	9186.68	9210.68	24.00	1.28	1.29	1.28	1847	81.4
19-Dec-16	8:00	Fine	18139	2.7196	2.9030	9214.70	9238.70	24.00	1.29	1.28	1.29	1852	99.0
23-Dec-16	8:00	Cloudy	18378	2.6814	2.9899	9241.70	9265.70	24.00	1.29	1.30	1.30	1866	165.3

Report on 1-hour TSP monitoring

Action Level ($\mu\text{g}/\text{m}^3$) - 320.1

Limit Level ($\mu\text{g}/\text{m}^3$) - 500

Date	Sampling Time	Weather Condition	Filter paper no.	Filter Weight, g		Elapse Time, hr		Sampling Time, hr	Flow Rate, m^3/min			Total Volume, m^3	TSP Level, $\mu\text{g}/\text{m}^3$
				Initial	Final	Initial	Final		Initial, Q_{si}	Final, Q_{sf}	Average		
2-Dec-16	9:10	Fine	17496	2.8013	2.8127	9156.68	9157.68	1.00	1.29	1.29	1.29	77	147.5
2-Dec-16	10:15	Fine	17652	2.7398	2.7563	9157.68	9158.68	1.00	1.29	1.29	1.29	77	213.5
2-Dec-16	13:00	Fine	17650	2.7342	2.7451	9158.68	9159.68	1.00	1.29	1.29	1.29	77	141.1
8-Dec-16	8:20	Fine	18184	2.6638	2.6762	9183.68	9184.68	1.00	1.29	1.29	1.29	77	160.4
8-Dec-16	9:22	Fine	18182	2.6835	2.6971	9184.68	9185.68	1.00	1.29	1.29	1.29	77	176.0
8-Dec-16	10:25	Fine	18180	2.6672	2.6773	9185.68	9186.68	1.00	1.29	1.29	1.29	77	130.7
14-Dec-16	8:20	Cloudy	17502	2.8013	2.8178	9210.68	9211.68	1.00	1.29	1.29	1.29	77	214.0
14-Dec-16	9:22	Cloudy	18154	2.7023	2.7148	9211.68	9212.68	1.00	1.29	1.29	1.29	77	162.1
14-Dec-16	14:05	Cloudy	18153	2.6753	2.6994	9212.68	9213.68	1.00	1.29	1.29	1.29	77	312.6
20-Dec-16	9:00	Fine	16337	2.8360	2.8505	9238.70	9239.70	1.00	1.28	1.28	1.28	77	188.1
20-Dec-16	10:15	Fine	18175	2.6737	2.6939	9239.70	9240.70	1.00	1.28	1.28	1.28	77	262.1
20-Dec-16	13:00	Fine	18381	2.6725	2.6929	9240.70	9241.70	1.00	1.28	1.28	1.28	77	264.7
24-Dec-16	8:35	Cloudy	16577	2.8587	2.8801	9265.70	9266.70	1.00	1.30	1.30	1.30	78	274.9
24-Dec-16	9:50	Cloudy	16572	2.8554	2.8673	9266.70	9267.70	1.00	1.30	1.30	1.30	78	152.9
24-Dec-16	10:55	Cloudy	18660	2.6391	2.6513	9267.70	9268.70	1.00	1.30	1.30	1.30	78	156.7



Location: CMA2a - Causeway Bay Community Centre

Report on 24-hour TSP monitoring

Action Level ($\mu\text{g}/\text{m}^3$) - 169.5

Limit Level ($\mu\text{g}/\text{m}^3$) - 260

Date	Sampling Time	Weather Condition	Filter paper no.	Filter Weight, g		Elapse Time, hr		Sampling Time, hr	Flow Rate, m^3/min			Total Volume, m^3	TSP Level, $\mu\text{g}/\text{m}^3$
				Initial	Final	Initial	Final		Initial, Q_{si}	Final, Q_{sf}	Average		
1-Dec-16	8:00	Fine	18158	2.6595	2.8520	18773.95	18797.95	24.00	1.30	1.30	1.30	1873	102.8
7-Dec-16	8:00	Cloudy	17648	2.7482	2.9673	18800.95	18824.95	24.00	1.30	1.30	1.30	1872	117.0
13-Dec-16	8:00	Cloudy	18155	2.6547	2.7905	18827.95	18851.95	24.00	1.18	1.18	1.18	1702	79.8
19-Dec-16	8:00	Fine	18135	2.6707	2.7786	18854.95	18878.95	24.00	1.24	1.24	1.24	1788	60.3
23-Dec-16	8:00	Cloudy	18377	2.6621	2.8049	18882.04	18906.04	24.00	1.17	1.17	1.17	1683	84.9

Report on 1-hour TSP monitoring

Action Level ($\mu\text{g}/\text{m}^3$) - 323.4

Limit Level ($\mu\text{g}/\text{m}^3$) - 500

Date	Sampling Time	Weather Condition	Filter paper no.	Filter Weight, g		Elapse Time, hr		Sampling Time, hr	Flow Rate, m^3/min			Total Volume, m^3	TSP Level, $\mu\text{g}/\text{m}^3$
				Initial	Final	Initial	Final		Initial, Q_{si}	Final, Q_{sf}	Average		
2-Dec-16	9:20	Fine	17653	2.7460	2.7572	18797.95	18798.95	1.00	1.30	1.30	1.30	78	143.6
2-Dec-16	10:28	Fine	17651	2.7343	2.7424	18798.95	18799.95	1.00	1.19	1.19	1.19	71	113.7
2-Dec-16	13:00	Fine	17649	2.7478	2.7529	18799.95	18800.95	1.00	1.19	1.19	1.19	71	71.6
8-Dec-16	8:25	Fine	18183	2.6501	2.6605	18824.95	18825.95	1.00	1.19	1.19	1.19	71	146.0
8-Dec-16	9:30	Fine	18181	2.6952	2.7058	18825.95	18826.95	1.00	1.19	1.19	1.19	71	148.8
8-Dec-16	10:32	Fine	18157	2.6681	2.6757	18826.95	18827.95	1.00	1.19	1.19	1.19	71	106.7
14-Dec-16	8:20	Cloudy	17503	2.8139	2.8210	18851.95	18852.95	1.00	1.24	1.24	1.24	74	95.4
14-Dec-16	9:30	Cloudy	17504	2.8066	2.8141	18852.95	18853.95	1.00	1.24	1.24	1.24	74	100.7
14-Dec-16	13:00	Cloudy	17505	2.7907	2.7955	18853.95	18854.95	1.00	1.30	1.30	1.30	78	61.7
20-Dec-16	8:45	Fine	16338	2.8456	2.8524	18878.96	18879.96	1.00	1.18	1.18	1.18	71	95.7
20-Dec-16	9:55	Fine	18176	2.6969	2.7012	18879.96	18880.96	1.00	1.18	1.18	1.18	71	60.5
20-Dec-16	11:00	Fine	18380	2.6795	2.6876	18880.96	18881.96	1.00	1.18	1.18	1.18	71	114.0
24-Dec-16	8:15	Cloudy	16580	2.8353	2.8433	18906.04	18907.04	1.00	1.17	1.17	1.17	70	114.0
24-Dec-16	9:30	Cloudy	16571	2.8577	2.8673	18907.04	18908.04	1.00	1.17	1.17	1.17	70	136.8
24-Dec-16	10:45	Cloudy	18661	2.6228	2.6276	18908.04	18909.04	1.00	1.17	1.17	1.17	70	68.4



Location: CMA3a - CWB PRE Site Office Area

Report on 24-hour TSP monitoring

Action Level ($\mu\text{g}/\text{m}^3$) - 171

Limit Level ($\mu\text{g}/\text{m}^3$) - 260

Date	Sampling Time	Weather Condition	Filter paper no.	Filter Weight, g		Elapse Time, hr		Sampling Time, hr	Flow Rate, m^3/min			Total Volume, m^3	TSP Level, $\mu\text{g}/\text{m}^3$
				Initial	Final	Initial	Final		Initial, Q_{si}	Final, Q_{sf}	Average		
1-Dec-16	8:00	Fine	18197	2.6736	2.8225	6228.77	6252.77	24.00	1.09	1.08	1.08	1561	95.4
7-Dec-16	8:00	Cloudy	15528	2.8230	3.0756	6255.77	6279.77	24.00	1.08	1.08	1.08	1560	161.9
13-Dec-16	8:00	Cloudy	15525	2.8044	2.9811	6282.77	6306.77	24.00	1.07	1.08	1.08	1551	113.9
19-Dec-16	8:00	Fine	18385	2.6914	2.8166	6309.77	6333.77	24.00	0.96	0.95	0.96	1376	91.0
23-Dec-16	8:00	Cloudy	16341	2.8296	2.9528	6336.77	6360.77	24.00	1.02	1.02	1.02	1472	83.7

Report on 1-hour TSP monitoring

Action Level ($\mu\text{g}/\text{m}^3$) - 311.3

Limit Level ($\mu\text{g}/\text{m}^3$) - 500

Date	Sampling Time	Weather Condition	Filter paper no.	Filter Weight, g		Elapse Time, hr		Sampling Time, hr	Flow Rate, m^3/min			Total Volume, m^3	TSP Level, $\mu\text{g}/\text{m}^3$
				Initial	Final	Initial	Final		Initial, Q_{si}	Final, Q_{sf}	Average		
2-Dec-16	8:30	Fine	18194	2.6785	2.6848	6252.77	6253.77	1.00	0.96	0.96	0.96	57	109.6
2-Dec-16	9:45	Fine	18192	2.6669	2.6734	6253.77	6254.77	1.00	0.96	0.96	0.96	57	113.1
2-Dec-16	10:50	Fine	18190	2.6905	2.6965	6254.77	6255.77	1.00	0.96	0.96	0.96	57	104.4
8-Dec-16	8:20	Fine	15522	2.8311	2.8426	6279.77	6280.77	1.00	1.08	1.08	1.08	65	176.8
8-Dec-16	9:25	Fine	15523	2.8228	2.8347	6280.77	6281.77	1.00	1.08	1.08	1.08	65	183.0
8-Dec-16	13:00	Fine	15524	2.8210	2.8324	6281.77	6282.77	1.00	1.08	1.08	1.08	65	175.3
14-Dec-16	8:30	Cloudy	18265	2.6721	2.6762	6306.77	6307.77	1.00	1.08	1.08	1.08	65	63.3
14-Dec-16	9:45	Cloudy	18261	2.6741	2.6784	6307.77	6308.77	1.00	1.08	1.08	1.08	65	66.3
14-Dec-16	10:47	Cloudy	18259	2.6675	2.6744	6308.77	6309.77	1.00	1.08	1.08	1.08	65	106.4
20-Dec-16	8:50	Fine	18179	2.7000	2.7070	6333.77	6334.77	1.00	1.08	1.08	1.08	65	108.1
20-Dec-16	10:55	Fine	18441	2.8087	2.8174	6334.77	6335.77	1.00	1.08	1.08	1.08	65	134.3
20-Dec-16	13:00	Fine	18440	2.8284	2.8404	6335.77	6336.77	1.00	1.08	1.08	1.08	65	185.2
24-Dec-16	8:20	Cloudy	16581	2.8269	2.8349	6360.77	6361.77	1.00	1.09	1.09	1.09	65	122.6
24-Dec-16	9:40	Cloudy	16574	2.8468	2.8513	6361.77	6362.77	1.00	0.96	0.96	0.96	58	78.0
24-Dec-16	10:45	Cloudy	18629	2.6724	2.6795	6362.77	6363.77	1.00	0.96	0.96	0.96	58	123.1



Location: CMA4a - SPCA

Report on 24-hour TSP monitoring
Action Level ($\mu\text{g}/\text{m}^3$) - 171.2
Limit Level ($\mu\text{g}/\text{m}^3$) - 260

Date	Sampling Time	Weather Condition	Filter paper no.	Filter Weight, g		Elapse Time, hr		Sampling Time, hr	Flow Rate, m^3/min			Total Volume, m^3	TSP Level, $\mu\text{g}/\text{m}^3$
				Initial	Final	Initial	Final		Initial, Q_{si}	Final, Q_{sf}	Average		
1-Dec-16	8:00	Fine	18159	2.7159	2.8612	23012.36	23036.36	24.00	1.16	1.16	1.16	1665	87.2
7-Dec-16	8:00	Cloudy	18189	2.7029	2.9022	23039.38	23063.38	24.00	1.21	1.21	1.21	1746	114.2
13-Dec-16	8:00	Cloudy	17501	2.7888	2.9267	23066.38	23090.38	24.00	1.20	1.21	1.21	1738	79.3
19-Dec-16	8:00	Fine	18118	2.7445	2.8568	23093.38	23117.38	24.00	1.21	1.21	1.21	1743	64.4
23-Dec-16	8:00	Cloudy	15526	2.8252	2.9649	23120.38	23144.38	24.00	1.21	1.22	1.21	1748	79.9

Report on 1-hour TSP monitoring
Action Level ($\mu\text{g}/\text{m}^3$) - 312.5
Limit Level ($\mu\text{g}/\text{m}^3$) - 500

Date	Sampling Time	Weather Condition	Filter paper no.	Filter Weight, g		Elapse Time, hr		Sampling Time, hr	Flow Rate, m^3/min			Total Volume, m^3	TSP Level, $\mu\text{g}/\text{m}^3$
				Initial	Final	Initial	Final		Initial, Q_{si}	Final, Q_{sf}	Average		
2-Dec-16	8:20	Fine	18195	2.6662	2.6720	23036.36	23037.36	1.00	1.21	1.21	1.21	73	79.7
2-Dec-16	9:30	Fine	18193	2.6837	2.6896	23037.36	23038.36	1.00	1.16	1.16	1.16	69	85.1
2-Dec-16	10:35	Fine	18191	2.6502	2.6565	23038.36	23039.36	1.00	1.16	1.16	1.16	69	90.8
8-Dec-16	8:28	Fine	17495	2.8043	2.8094	23063.38	23064.38	1.00	1.16	1.16	1.16	69	73.5
8-Dec-16	9:35	Fine	17499	2.8181	2.8270	23064.38	23065.38	1.00	1.27	1.27	1.27	76	116.9
8-Dec-16	14:00	Fine	17500	2.8036	2.8134	23065.38	23066.38	1.00	1.27	1.27	1.27	76	128.7
14-Dec-16	8:32	Cloudy	18264	2.6844	2.6904	23090.38	23091.38	1.00	1.27	1.27	1.27	76	79.0
14-Dec-16	9:35	Cloudy	18263	2.6660	2.6738	23091.38	23092.38	1.00	1.15	1.15	1.15	69	112.7
14-Dec-16	10:40	Cloudy	18260	2.6620	2.6749	23092.38	23093.38	1.00	1.21	1.21	1.21	73	177.7
20-Dec-16	8:30	Fine	17787	2.7620	2.7691	23117.38	23118.38	1.00	1.21	1.21	1.21	73	97.9
20-Dec-16	10:45	Fine	17784	2.7212	2.7290	23118.38	23119.38	1.00	1.21	1.21	1.21	73	107.5
20-Dec-16	13:00	Fine	15527	2.8082	2.8193	23119.38	23120.38	1.00	1.21	1.21	1.21	73	153.0
24-Dec-16	8:10	Cloudy	18108	2.7000	2.7076	23144.38	23145.38	1.00	1.27	1.27	1.27	76	99.5
24-Dec-16	9:22	Cloudy	16578	2.8644	2.8726	23145.38	23146.38	1.00	1.22	1.22	1.22	73	112.4
24-Dec-16	10:30	Cloudy	18630	2.6464	2.6504	23146.38	23147.38	1.00	1.16	1.16	1.16	70	57.5



Location: CMA5b - Pedestrian Plaza

Report on 24-hour TSP monitoring

Action Level ($\mu\text{g}/\text{m}^3$) - 181
Limit Level ($\mu\text{g}/\text{m}^3$) - 260

Date	Sampling Time	Weather Condition	Filter paper no.	Filter Weight, g		Elapse Time, hr		Sampling Time, hr	Flow Rate, m^3/min			Total Volume, m^3	TSP Level, $\mu\text{g}/\text{m}^3$
				Initial	Final	Initial	Final		Initial, Q_{si}	Final, Q_{sf}	Average		
1-Dec-16	8:00	Fine	18162	2.6537	2.8860	7619.77	7643.77	24.00	1.10	1.09	1.09	1576	147.4
7-Dec-16	8:00	Cloudy	18258	2.6901	3.0562	7646.77	7670.77	24.00	1.09	1.09	1.09	1575	232.5
13-Dec-16	8:00	Cloudy	18146	2.6730	2.9060	7673.77	7697.77	24.00	1.09	1.09	1.09	1567	148.7
19-Dec-16	8:00	Fine	18171	2.7519	2.9946	7700.77	7724.77	24.00	1.09	1.09	1.09	1572	154.4
23-Dec-16	8:00	Cloudy	16342	2.8157	3.0871	7727.77	7751.77	24.00	1.09	1.10	1.10	1577	172.1

Report on 1-hour TSP monitoring

Action Level ($\mu\text{g}/\text{m}^3$) - 332
Limit Level ($\mu\text{g}/\text{m}^3$) - 500

Date	Sampling Time	Weather Condition	Filter paper no.	Filter Weight, g		Elapse Time, hr		Sampling Time, hr	Flow Rate, m^3/min			Total Volume, m^3	TSP Level, $\mu\text{g}/\text{m}^3$
				Initial	Final	Initial	Final		Initial, Q_{si}	Final, Q_{sf}	Average		
2-Dec-16	8:15	Fine	18341	2.6746	2.6959	7643.77	7644.77	1.00	1.09	1.09	1.09	66	324.6
2-Dec-16	9:40	Fine	18338	2.6766	2.6934	7644.77	7645.77	1.00	1.09	1.09	1.09	66	256.0
2-Dec-16	11:00	Fine	18337	2.6653	2.6820	7645.77	7646.77	1.00	1.09	1.09	1.09	66	254.5
8-Dec-16	8:05	Fine	18392	2.6702	2.6898	7670.77	7671.77	1.00	1.09	1.09	1.09	66	298.6
8-Dec-16	9:30	Fine	18150	2.7063	2.7243	7671.77	7672.77	1.00	1.09	1.09	1.09	66	274.2
8-Dec-16	10:45	Fine	18147	2.6750	2.6946	7672.77	7673.77	1.00	1.09	1.09	1.09	66	298.6
14-Dec-16	8:05	Cloudy	18546	2.7978	2.8106	7697.77	7698.77	1.00	1.09	1.09	1.09	65	195.6
14-Dec-16	9:30	Cloudy	16513	2.9005	2.9183	7698.77	7699.77	1.00	1.09	1.09	1.09	65	272.0
14-Dec-16	10:50	Cloudy	18540	2.7877	2.8189	7699.77	7700.77	1.00	1.09	1.09	1.09	65	476.7
20-Dec-16	8:05	Fine	18383	2.6714	2.6844	7724.77	7725.77	1.00	1.09	1.09	1.09	65	198.7
20-Dec-16	10:40	Fine	17785	2.7464	2.7628	7725.77	7726.77	1.00	1.03	1.03	1.03	62	264.6
20-Dec-16	13:00	Fine	18439	2.8640	2.8760	7726.77	7727.77	1.00	1.09	1.09	1.09	65	183.5
24-Dec-16	8:05	Cloudy	18109	2.7157	2.7235	7751.77	7752.77	1.00	1.10	1.10	1.10	66	118.5
24-Dec-16	9:10	Cloudy	16579	2.8410	2.8488	7752.77	7753.77	1.00	1.10	1.10	1.10	66	118.5
24-Dec-16	10:16	Cloudy	16573	2.8609	2.8690	7753.77	7754.77	1.00	1.10	1.10	1.10	66	123.1



Location: CMA6a - WD2 PRE Office

Report on 24-hour TSP monitoring

Action Level - 187.3 $\mu\text{g}/\text{m}^3$
Limit Level - 260 $\mu\text{g}/\text{m}^3$

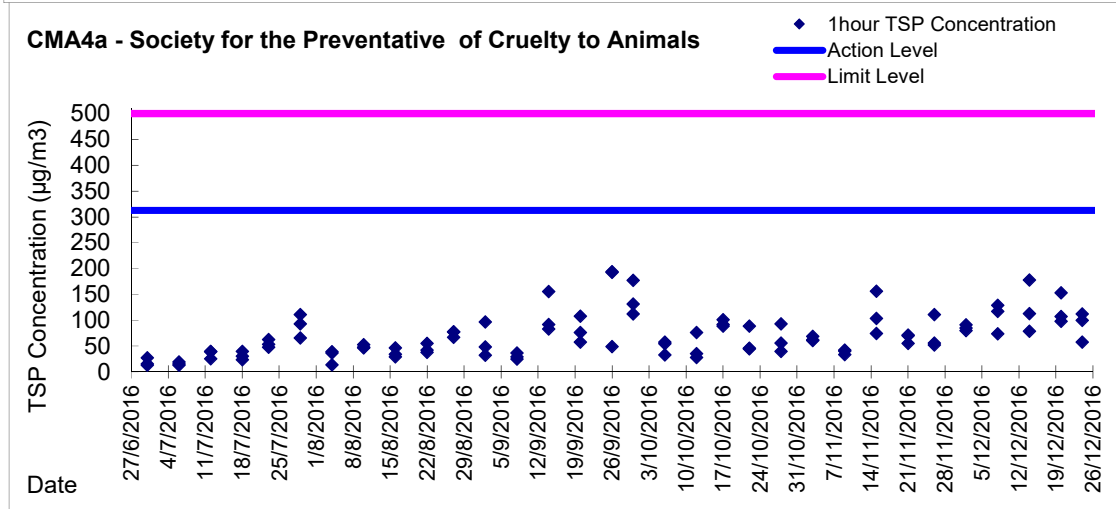
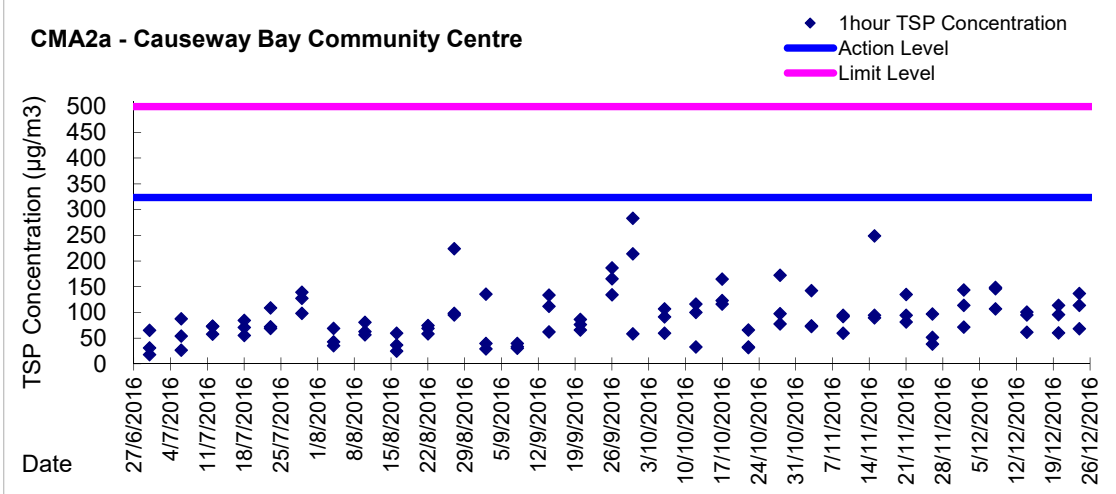
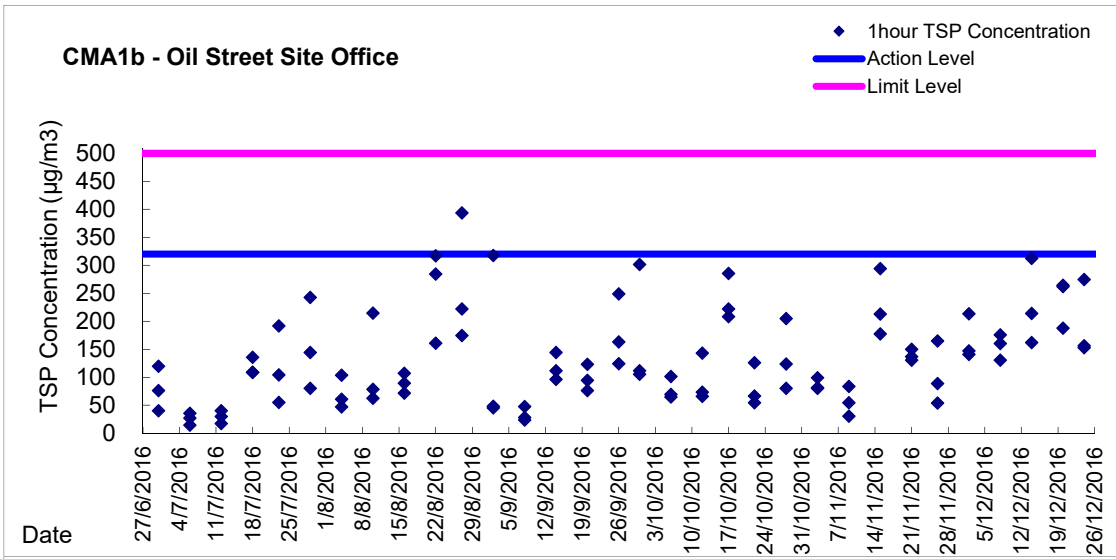
Date	Sampling Time	Weather Condition	Filter paper no.	Filter Weight, g		Elapse Time, hr		Sampling Time, hr	Flow Rate, m^3/min			Total Volume, m^3	TSP Level, $\mu\text{g}/\text{m}^3$
				Initial	Final	Initial	Final		Initial, Q_{si}	Final, Q_{sf}	Average		
1-Dec-16	8:00	Fine	18160	2.6632	2.8207	1305.57	1329.57	24.00	0.98	0.98	0.98	1414	111.4
7-Dec-16	8:00	Cloudy	15980	2.9109	3.1284	1332.57	1356.57	24.00	0.98	0.98	0.98	1413	153.9
13-Dec-16	8:00	Cloudy	18144	2.7041	2.8857	1359.57	1383.57	24.00	1.04	1.04	1.04	1496	121.4
19-Dec-16	8:00	Fine	18172	2.6868	2.8230	1386.58	1410.58	24.00	1.04	1.04	1.04	1502	90.7
23-Dec-16	8:00	Cloudy	18444	2.8436	2.9352	1413.58	1437.58	24.00	0.92	0.92	0.92	1324	69.2

Report on 1-hour TSP monitoring

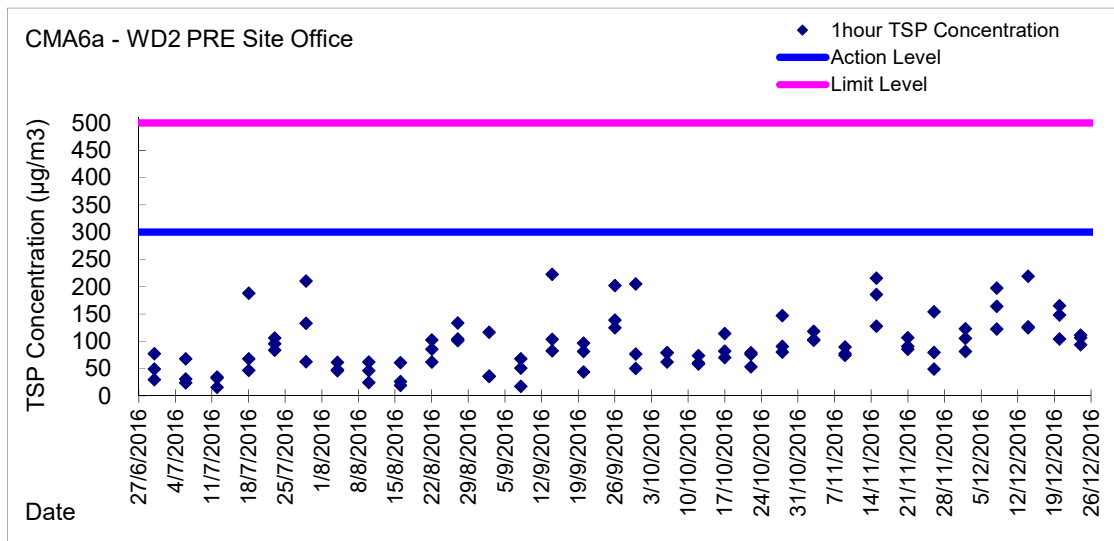
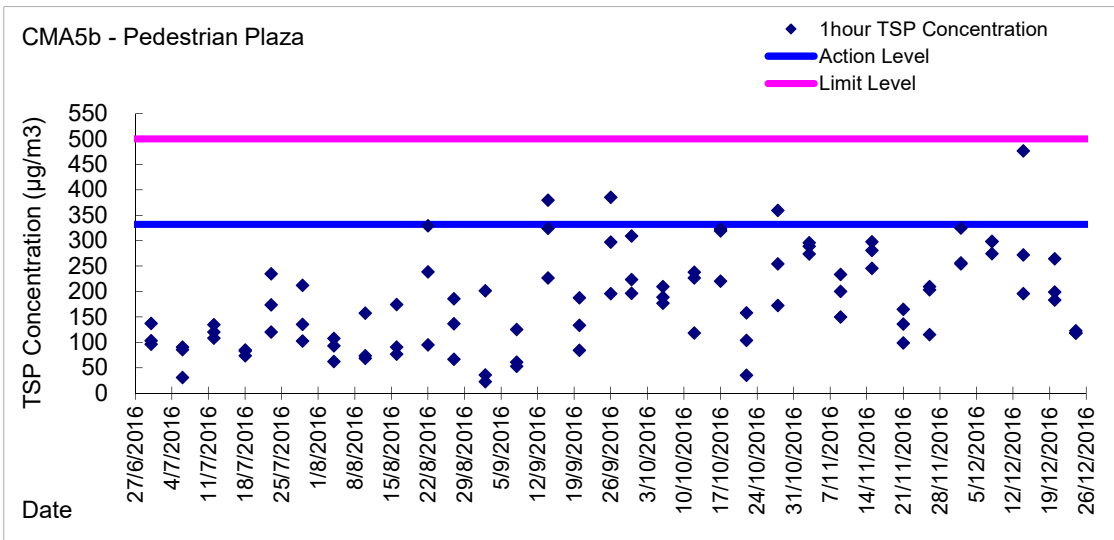
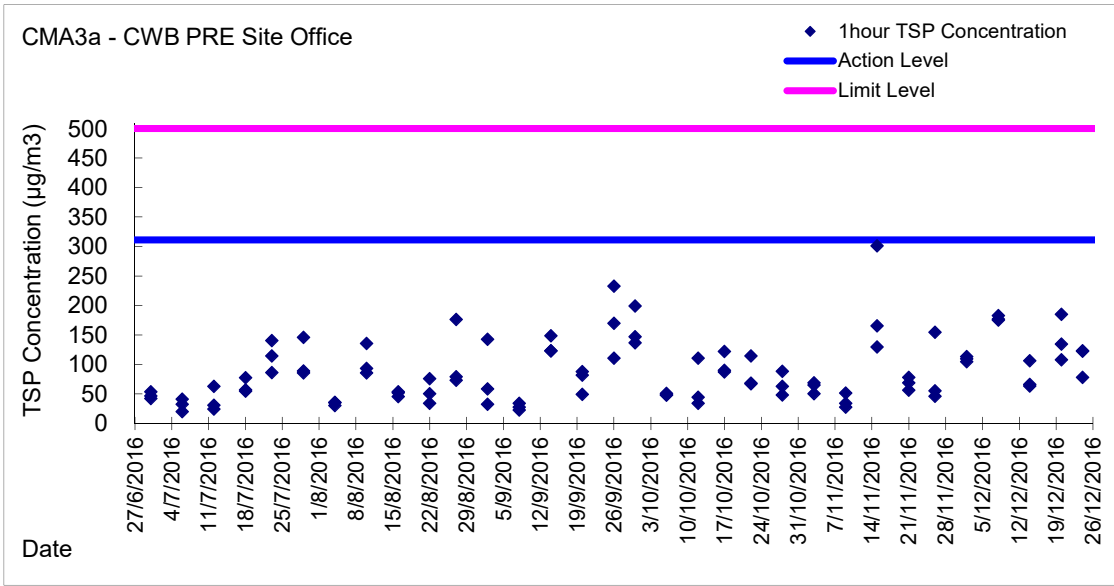
Action Level - 300.1 $\mu\text{g}/\text{m}^3$
Limit Level - 500 $\mu\text{g}/\text{m}^3$

Date	Sampling Time	Weather Condition	Filter paper no.	Filter Weight, g		Elapse Time, hr		Sampling Time, hr	Flow Rate, m^3/min			Total Volume, m^3	TSP Level, $\mu\text{g}/\text{m}^3$
				Initial	Final	Initial	Final		Initial, Q_{si}	Final, Q_{sf}	Average		
2-Dec-16	9:00	Fine	18342	2.6786	2.6837	1329.57	1330.57	1.00	1.05	1.05	1.05	63	81.3
2-Dec-16	10:05	Fine	18339	2.6677	2.6743	1330.57	1331.57	1.00	1.05	1.05	1.05	63	105.2
2-Dec-16	13:00	Fine	18335	2.6679	2.6756	1331.57	1332.57	1.00	1.05	1.05	1.05	63	122.8
8-Dec-16	8:05	Fine	18394	2.6923	2.7047	1356.57	1357.57	1.00	1.05	1.05	1.05	63	197.7
8-Dec-16	9:20	Fine	18152	2.6996	2.7099	1357.57	1358.57	1.00	1.05	1.05	1.05	63	164.2
8-Dec-16	10:45	Fine	18149	2.6795	2.6872	1358.57	1359.57	1.00	1.05	1.05	1.05	63	122.7
14-Dec-16	8:15	Cloudy	18543	2.8172	2.8250	1383.58	1384.58	1.00	1.04	1.04	1.04	63	124.8
14-Dec-16	9:20	Cloudy	18544	2.8188	2.8267	1384.58	1385.58	1.00	1.04	1.04	1.04	63	126.4
14-Dec-16	10:40	Cloudy	18542	2.8014	2.8151	1385.58	1386.58	1.00	1.04	1.04	1.04	63	219.1
20-Dec-16	8:04	Fine	18267	2.6940	2.7005	1410.58	1411.58	1.00	1.04	1.04	1.04	62	104.0
20-Dec-16	10:30	Fine	17783	2.7428	2.7515	1411.58	1412.58	1.00	0.98	0.98	0.98	59	148.3
20-Dec-16	13:00	Fine	18437	2.8566	2.8663	1412.58	1413.58	1.00	0.98	0.98	0.98	59	165.3
24-Dec-16	8:03	Cloudy	16583	2.8653	2.8723	1437.58	1438.58	1.00	1.05	1.05	1.05	63	111.2
24-Dec-16	9:20	Cloudy	16576	2.8489	2.8548	1438.58	1439.58	1.00	1.05	1.05	1.05	63	93.7
24-Dec-16	10:35	Cloudy	18631	2.6434	2.6501	1439.58	1440.58	1.00	1.05	1.05	1.05	63	106.4

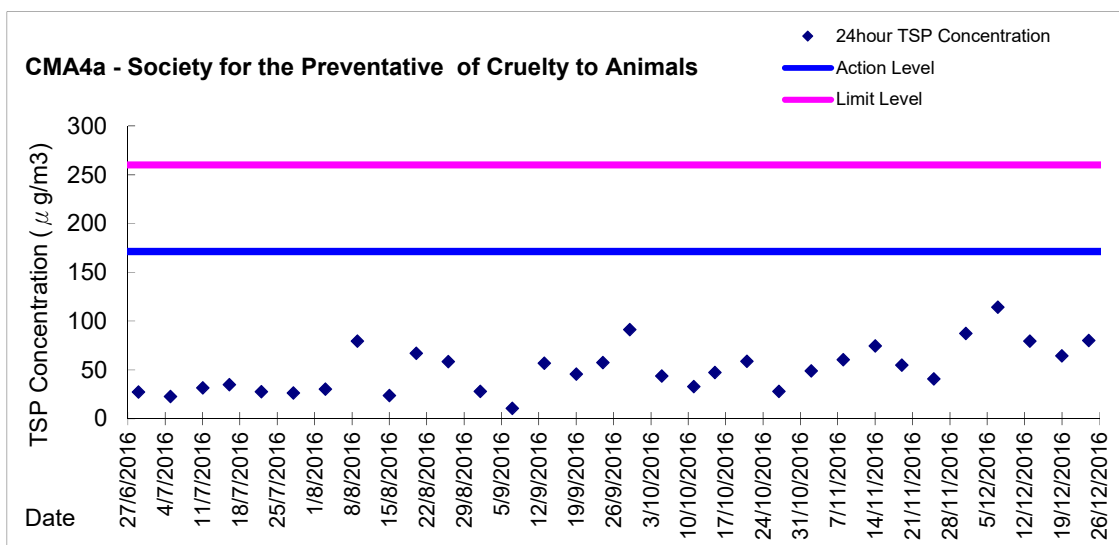
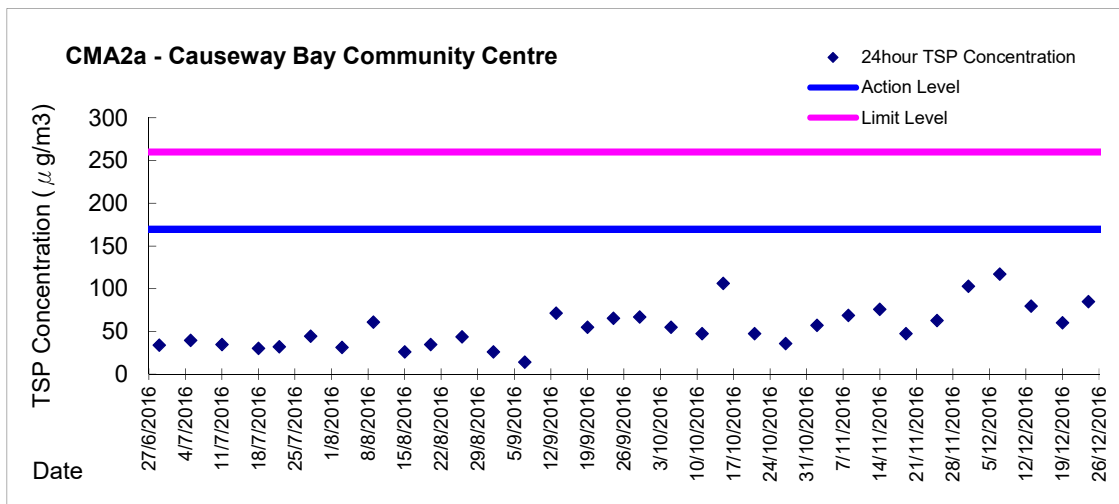
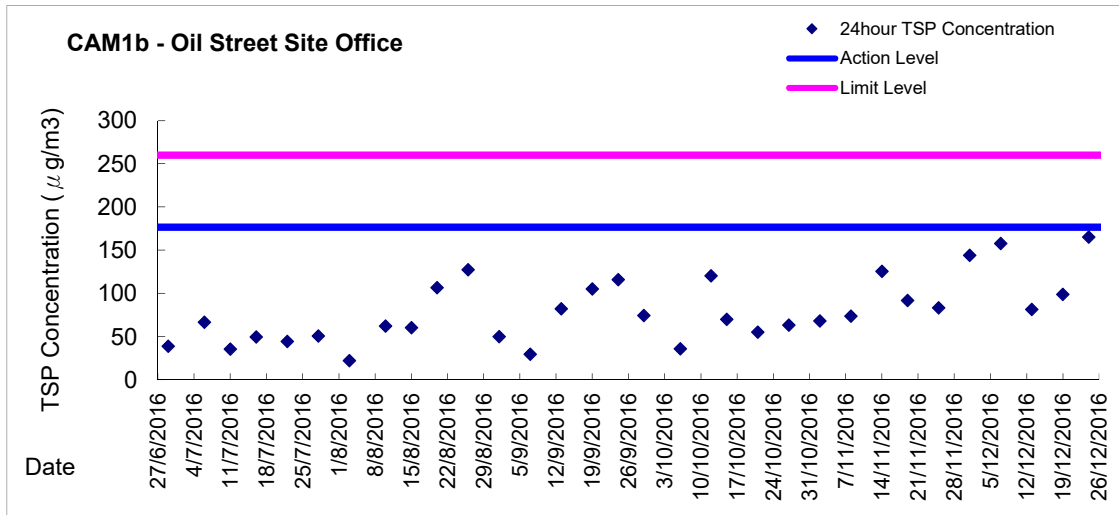
Graphic Presentation of 1 hour TSP Result



Graphic Presentation of 1 hour TSP Result



Graphic Presentation of 24 hour TSP Result



Graphic Presentation of 24 hour TSP Result

